

# 2021-03-01 CTWG Meeting Notes

## Meeting Date

- 01 Mar 2021

## Attendees

- [Drummond Reed](#)
- [Rieks Joosten](#)
- [Daniel Hardman](#)
- [Dan Gisolfi](#)
- Maria Iliadi (GRNET)
- Foteinos Mergoupis-Anagnou
- [Brian Dill](#)

## Main Goal of this Meeting:

Ensure we have alignment on how we will move Docusaurus Terminology V1 into production and discuss the features we would like to see in V2.

## Agenda

Time	Item	Lead	Notes
5 min	Start recording Welcome & Antitrust Policy Notice Introduction of new members Agenda review	Chairs	
5 mins	"Two mental model" explanation & discussion	<a href="#">Daniel Hardman</a>	
5 mins	Demo of work over the last two weeks	<a href="#">Daniel Hardman</a>	
20 mins	Moving Docusaurus Terminology V1 into production	All	
20 mins	CTWG requirements for Docusaurus Terminology V2	All	(there already are some <a href="#">suggestions for this</a> )
2 mins	Review of Decisions and Action Items	Chairs	
1 min	Next meeting	Chairs	

## Recording

- [Link](#)

## Presentation(s)

- *none*

## Documents

- [TEv2 requirements/suggestions](#) (based on experiments in eSSIF-Lab)

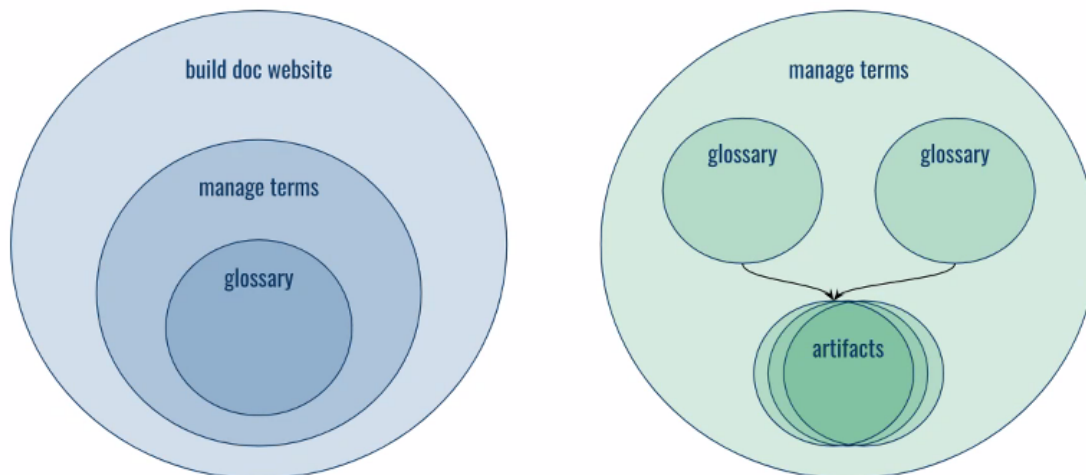
## Notes

1. New members
2. "Two mental model" explanation & discussion — [Daniel Hardman](#)
  - a. See slide #1 below
  - b. The left side is the standard worldview of Docusaurus Terminology that the overall goal is to build a documentation website that includes terms and thus one part of the website is a glossary
  - c. The right side represents the objectives of the CTWG to manage terms that may exist in multiple glossaries that in turn may be used in multiple artifacts, of which a website of some kind might be one instance.
  - d. Daniel did not want to make too much of this distinction, but felt it was important when discussing the evolution of the Docusaurus Terminology tooling.
  - e. Maria said she basically understood the picture on the right, and the need for Docusaurus Terminology may need to support multiple artifacts.
  - f. [Rieks Joosten](#) said he understands the two perspectives. He believes we can look at the Docusaurus Terminology tools as a transformation tool. The final current step in the transformation is currently outputting a website, but it can be modified to produce others.
  - g. Daniel agreed that he believes as we evolved Docusaurus Terminology, it will likely end out supporting both worldviews.
3. Demo of the work over the past two weeks — [Daniel Hardman](#) — see slides #2 - 4 below
  - a. He first created a temporary repo called CTWG Sandbox
  - b. It included the white paper called **Decentralized SSI Governance** for the purposes of showing how Docusaurus Terminology could be used for modeling our whole process.
  - c. Rieks converted the Google doc into a Markdown document with all the necessary markup.

- d. Rieks also submitted the Markdown files providing the definitions for each term used in the white paper.
- e. The result is at [trustoverip.github.io/ctwg-sandbox/decentralized-ssi-governance](https://trustoverip.github.io/ctwg-sandbox/decentralized-ssi-governance).
- f. Daniel showed the Javascript that controls the steps in scripting the Docusaurus Terminology process for producing the final output.
- g. To repeat the process for a new document:
  - i. Go to the repo (or create a new one)
  - ii. Create a directory for the glossary to live
  - iii. Decide on the output (e.g., a website)
  - iv. Check in a directory with all of the terms in Markdown
  - v. Set up a GitHub Action to republish the glossary with any changes to the repo
  - vi. It can be easier to set up a new document and glossary incrementally, vs. a large document.
- h. Dan Gisolfi asked if a term can be used in more than one repo
  - i. Daniel Hardman explained that today, the glossary lives inside a single repo, so all terms are together in one place.
  - ii. The only other option is to replicate the terms file.
  - iii. We agreed that it would be ideal if an overall terminology corpus—such as the one the CTWG is responsible for maintaining on behalf of the ToIP community—could be shared across many individual projects/stakeholders/scopes—such as the Working Groups at ToIP.
  - iv. If each WG was able to maintain their own definition of a term (when necessary) in their scope, but viewers could see all the definitions for that term in the corpus, that would be ideal.
- 4. Moving Docusaurus Terminology V1 into production
  - a. Drummond asked about how we would share terms across multiple documents—for example for 10 different deliverables
  - b. Foteinos asked what the different glossaries would be for—would they be subsets of the same overall glossary (or "terminology corpus")
  - c. Daniel Hardman explained that the same term could appear in more than one glossary with different definitions depending on context.
  - d. Foteinos suggested that terms could be exposed as JSON objects via an API. They could be called with an associated scope.
  - e. Rieks Joosten used slide #5 below to illustrate the idea that the same term can have a different meaning in separate groups or contexts.
  - f. Marie asked about the point of control for the common repository and how access permissions would be managed.
  - g. Daniel Hardman proposed an answer to Maria's question based on slide #6.
    - i. The Produce step produces output that is suitable to be processed for rendering but is not actually rendered (that is step 4).
    - ii. Daniel explained that Docusaurus Terminology currently goes from the Curate step to the Process step, skipping the Produce step.
    - iii. Daniel said that if the next version of Docusaurus Terminology could add the Produce step. That way we could Produce in all types of outputs.
- 5. CTWG requirements for Docusaurus Terminology V2
  - a. We talked about a new pattern for the next version:
    - i. `[foo] (/docs/terms/foo)`
  - b. Drummond suggested that if the reference to the term included the scope, then the term would be able to be mapped to multiple definitions depending on scope.
    - i. This could take the form of either of the following:
      1. `[foo] (/docs/terms/scope/foo)`
      - `[foo] (/docs/terms/foo/scope)`
  - c. Rieks talked about making the format as technology agnostic as possible. Drummond agreed.
- 6. Review of Decisions and Action Items
  - a. Rieks agreed to update our wiki page on [Specification for Creating and Using Terms](#)
  - b. Drummond will post proposed next steps in our Slack channel
- 7. Next meeting — same time in two weeks

## Slides

#1 from Daniel Hardman



#2

## Glossary of terms

- Accreditation Credential:** Accreditation Credential -- a verifiable-credential that states that a specific party has satisfied the requirements of a specific accreditation scheme that pertains to one or more specific credential types, and provides assurances regarding the accreditation process.
- Action:** Action -- something that is actually done/executed - by a single Actor (on behalf of a given Party), as a single operation in a specific context.
- Action Type:** Action Type/Class -- the specification of properties and characteristics that an Action must have in order to qualify as instance of that class, or the set of Actions that actually have these properties and characteristics.
- Actor:** Actor -- Entity that can act (do things), e.g. people, machines, but not Organizations.
- Agent:** Agent (of a Party) -- an Actor that is executing an Action on behalf of a Party (called the Principal of that Actor).
- Assertion:** Assertion -- a declaration/statement, made by a specific Party, that something is the case.
- Business Transaction:** Business Transaction -- a Transaction that constitutes business of its participating Parties.
- Colleague:** Colleagues -- two or more (digital or non-digital) Agents that have the same Principal (i.e. Party on whose behalf they execute Actions).

<https://trustoverip.github.io/cred-sandbox/docs/glossary> **Principle:** Commitment Principle (of a Party in a Business Transaction) -- the decision of

#3

```

9
10 jobs:
11   checks:
12     if: github.event_name != 'push'
13     runs-on: ubuntu-latest
14     steps:
15       - uses: actions/checkout@v1
16       - uses: actions/setup-node@v1
17         with:
18           node-version: 15
19       - name: Test Build
20         run: |
21           yarn install --frozen-lockfile
22           yarn docusaurus parse
23           yarn docusaurus glossary
24           yarn build
25           mv build public
26 gh-release:
27   if: github.event_name != 'pull_request'
28   runs-on: ubuntu-latest
29   steps:
30     - uses: actions/checkout@v1
31     - uses: actions/setup-node@v1
32       with:
33         node-version: 15
34     - uses: webfactory/ssh-agent@0.5.0
35       with:
36         ssh-private-key: ${ secrets.GH_PAGES_DEPLOY }
37     - name: Release to GitHub Pages
38       env:
39         USE_SSH: true
40         GIT_USER: git
41       run: |
42         git config --global user.email "actions@github.com"
43         git config --global user.name "gh-actions"
44         yarn install --frozen-lockfile

```

#4 - Markdown document defining a term

credential	Credential	essifLab	concept	credential	draft	Credential -- data, representing a set of Assertions (claims, statements), authored and signed by, or on behalf of, a specific Party.
------------	------------	----------	---------	------------	-------	---

### Short Description

A **credential** is a set of (related) `%%assertionsjassertion%%` (also referred to as claims, or statements), to which metadata is added (e.g. date of issuing), and a number of proofs, which typically include a proof of provenance (i.e. proof that it was created on behalf of a specific party), and a proof of integrity (i.e. proof that the data hasn't changed since it was issued).

### Examples

In physical credentials, such as drivers licenses and passports, proofs of integrity usually apply to the physical document itself. They come in a variety of forms, such as the structure of the paper, holograms, watermarks, or (embedded) chips. The proof of provenance usually consists of the form-format of the credential and `%%assertionsjassertion%%` about the document issuer.

In digital credentials, such as (digital) certificates or `%%verifiable credentials|verifiable-credential%%`, the basic proofs (of provenance and integrity) usually consist of a digital signature of some kind. It therefore only 'works' for as long as the associated private/secret key actually remains a secret of the issuing party.

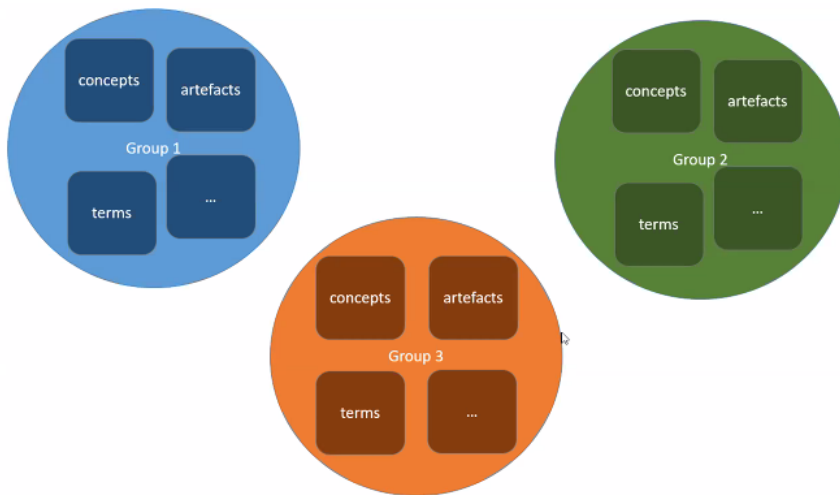
Credentials whose `%%assertionsjassertion%%` refer to some `%%entityjentity%%`, e.g. a person, an organization, an animal, a shipment, etc. In such cases, it must be possible for arbitrary parties to identify that `%%entityjentity%%`, and/or verify an `%%assertionjassertion%%` by some other party that identifies that `%%entityjentity%%`. To this end, credentials may contain `%%assertionsjassertion%%` about characteristics of that `%%entityjentity%%`, the idea being that if a party establishes that some `%%entityjentity%%` has (a sufficient number of) these characteristics, that `%%entityjentity%%` is the one bound to the credential. Attributes typically include one or more names, various dates, a photograph, etc. Other attributes might include biometrics, RFID-codes, bar-codes, etc..

### Purpose

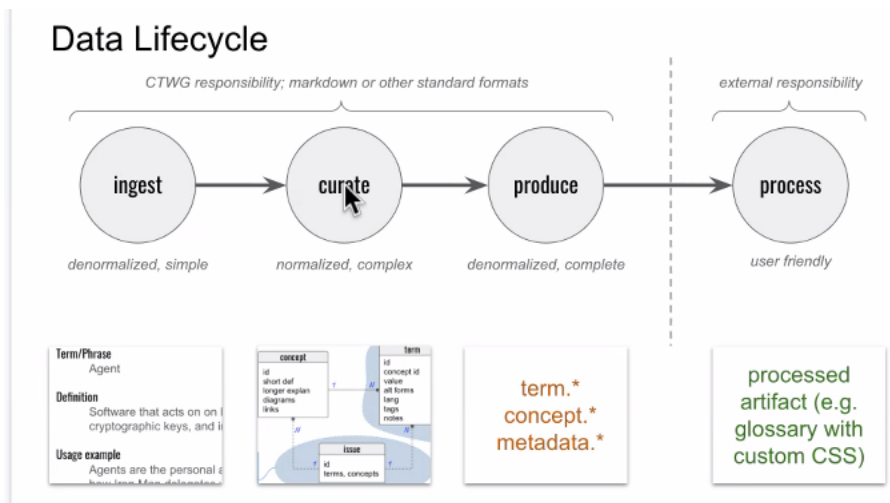
A **credential** serves to provide assurances regarding the provenance and integrity of data as it is being transferred between parties. Specializations of the generic credential concept may be created for the purpose of providing additional assurances.

### Criteria

#5 - Rieks picture of multiple related groups. The same term could appear in each group, and the definition could be different in each group.



#6: Daniel's slide showing the proposed stages for managing the underlying data.



#7: The Markdown file for defining a term

```

---
id: ssi-infrastructure
title: "SSI Infrastructure"
scopeid: ctwg-sandbox
type: concept
typeid: ssi-infrastructure
stage: draft
hoverText: "SSI Infrastructure -- a set of technical (IT) components that make it easy for all (SSI-enabled) business (IT) applications to provide, acquire and/or use qualified data"
---

### Short Description
An "SSI Infrastructure" is a set of technical (IT) components that make it easy for all (SSI-enabled) business (IT) applications to provide, acquire and/or use qualified data. It is similar to the Internet infrastructure, except that the data that is being requested and provided comes with assurances (qualifications).

### Purpose
Like the Internet, where applications are shielded from the many different underlying (local) networks and their protocols, an SSI Infrastructure shields applications from the many different types of credentials, proofs, wallets, etc. This significantly reduces the operational business tasks of validating data that enters the organization, making it much faster and much cheaper. One can say that it allows parties to replace their (run-time) validation activities by (define-time) %governance[governance%] of (%digital[digital-policy%] %policies[policy%].

### Criterion
An "SSI Infrastructure" is a community of parties that have some common objectives regarding assurances that are necessary for providing, acquiring and/or using specific kinds of qualified data.

```

## Decisions

- ☐ The V2 version of Docusaurus Terminology should include the ability to maintain the terms for multiple documents and projects in one shared terminology corpus, with each term being able to have multiple definitions that are disambiguated by a scope or group

## Action Items

- ☐ [Rieks Joosten](#) will update our wiki page on [Specification for Creating and Using Terms](#) to capture our conclusions from today's meeting
- ☐ [Drummond Reed](#) will post proposed next steps in our Slack channel